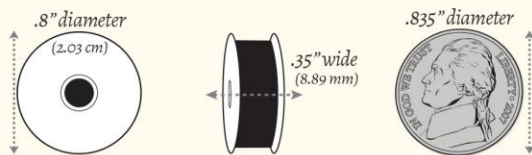


# Bobbin Shapes & Styles

## L-style Bobbin

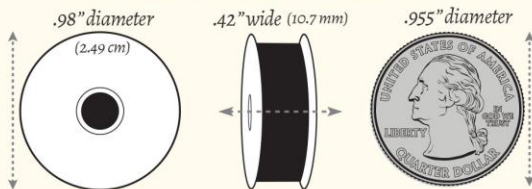
The L-style bobbin is the most common style of bobbin used in home sewing machines. About the size of a US Nickel, it is also used in some longarm and commercial embroidery machines.



About 40% of all home sewing machines use the L-style bobbin. Some L-style bobbins can be used in Class 15/A-style machines.

## M-style Bobbin

The M-style bobbin is a large bobbin made for longarm and industrial sewing machines. The large size holds nearly twice as much thread as an L-style bobbin.



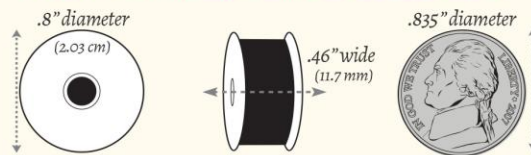
Prewound bobbins are a great convenience. Using prewound bobbins in your machine will not void the machine's warranty. Because quality prewound bobbins are wound on high-tech industrial machinery, there is about 30-50% more thread content and a tighter, more even tension than bobbins you wind yourself.

Superior Threads has a large array of prewound bobbins available in Cotton and Polyester and wound on Class 15, L-style, & M-style bobbins.



## Class 15/A-style Bobbin

The Class 15 bobbin (also referred to as an A-style bobbin) is similar in shape to the L-style. It has the same diameter as an L-style but is wider, which allows it to hold more thread.



Class 15 bobbins are the second most common bobbin style. Because the L-style bobbin has the same diameter as a Class 15 bobbin, many will add an adapter or extra cardboard sides from prewounds to their bobbin case to match bobbin height.

## Unique Bobbin Styles

There are other bobbin styles such as J, G, U, Z, Class 66, and many machine-specific designations. Some sewing machines cannot use prewound bobbins because prewounds don't exist in their unique bobbin shape.



Your machine manual will have information on what type of bobbin it takes, whether it is a Class 15, L, M, or other style.